

Bacillus Calmette-Guerin vaccine and bladder cancer incidence: Scoping literature review and preliminary analysis

Sabrina Trigo¹, Kaitlin Gonzalez¹, Livio Di Matteo², Asmaa Ismail¹, Hazem Elmansy¹, Walid Shahrouf¹, Owen Prowse¹, Ahmed Kotb¹

¹ Northern Ontario School of Medicine, Thunder Bay, ON, Canada;

² Department of Economics, Lakehead University, Thunder Bay, ON, Canada.

Summary

Background: The Bacillus Calmette-Guerin (BCG) vaccine has long been used for the prevention of tuberculosis (TB) around the world. BCG is also used as an immunotherapy agent for the treatment of non-muscle invasive urinary bladder cancer. This scoping literature review and preliminary data analysis aims to summarize the literature correlating infantile BCG vaccination with the incidence of future bladder cancer.

Methods: Studies were identified by a formal literature search of MEDLINE and Cochrane Central Registrar of Controlled Trials following PRISMA guidelines. Preliminary data analysis was conducted on publicly accessible data summarizing the impact of gender, BCG vaccination, and socio-economic effects on crude and age-standardized rates of bladder cancer.

Results: As part of our analysis, preliminary regression models demonstrated BCG vaccination status, gender, and socio-economic status to have statistically significant effects on crude and age-standardized rates of bladder cancer incidence. BCG vaccination was associated with a 35-37% lower age-standardized rate of bladder cancer incidence.

Conclusions: There is very little literature examining the relationship between prior BCG vaccination and rates of bladder cancer incidence. Our limited data analysis indicates that a relationship does exist between infantile BCG vaccination and later bladder cancer development, although extensive future investigation is needed in this area.

KEY WORDS: BCG; Bladder cancer; BCG vaccine; Cancer prevention.

Submitted 28 December 2020; Accepted 29 December 2020

INTRODUCTION

The Bacillus Calmette-Guerin (BCG) vaccine is a live attenuated strain of Mycobacterium bovis that has been used for the prevention of tuberculosis (TB) (1). As part of the World Health Organization Global Expanded Immunization Program, since the mid 1900's, the BCG vaccine has remained as one of the most widely used vaccines around the world (2, 3). Implementation of this vaccine has resulted in significantly decreased rates of TB globally (2, 3). In most western countries, immunization campaigns in the early 20th century have led to near eradication of TB and thus discontinuation of BCG vaccination programs (4-6). Currently, select countries, primarily in

South America and East Asia continue to vaccinate against TB, while other countries rely on targeted vaccination of only high-risk groups (5-7). For more than thirty years; BCG material has also served as the standard intravesical immunotherapy agent in the treatment of non-muscle invasive urinary bladder cancer (NMIBC) following transurethral resection (TUR) (8, 9). This combined approach to NMIBC offers the most successful treatment for bladder cancer to date (8, 10). In the past, the BCG vaccine was examined for its anti-cancer properties, which even until today are not well understood. However, it is speculated that BCG has anti-neoplastic properties through its ability to upregulate immunologic cytokine expression within the urinary bladder and induce a form of trained immunologic memory (11). Presently, urinary bladder neoplasms remain in the top 10 most common cancers around the world (12). Furthermore, incidence rates of bladder cancer have been increasing over the past twenty years, and the rates of bladder cancer are higher in first world countries (13). In these same countries, TB vaccination programs have ceased or target high-risk individuals, including immigrants from TB endemic areas and a select few indigenous populations living in highly crowded conditions (4-6). The role of BCG in the preventing recurrence of NMIBC when combined with TUR is well established and standard of care. However, it is presently unknown if the BCG vaccine given in early childhood actually serves as a protective mechanism for the development of bladder cancer in later life and whether or not increased rates of bladder cancer correlate with decreased BCG vaccination in various nations.

This scoping literature review serves to summarize what is presently known of the connection between bladder cancer and BCG vaccination, and whether previous BCG immunization has any protective mechanisms for bladder cancer development in later life. Results from this review will inform future research endeavors in the area of urinary bladder cancer prevention.

METHODS

Rationale

The rationale of this scoping literature review is to establish whether there is existing literature examining the link

between the BCG vaccine and rates of bladder cancer. We also aimed to summarize the impact of gender, BCG vaccination, and socio-economic effects on the crude and age-standardized rates of bladder cancer. The relationship between crude and age standardized rates of bladder cancer incidence versus the aforementioned variables and other confounders was examined to investigate if an inverse relationship between current bladder cancer incidence and current use of BCG vaccines is related.

Retrieval of studies

A comprehensive virtual literature search was conducted in MEDLINE and the Cochrane Central Registrar of Controlled Trials using PRISMA guidelines for scoping literature reviews. A protocol was created for this literature search but was not submitted for publication. This article is a review and consists solely of a literature search and analysis of publicly accessible information. It did not include patient data, thus was exempt from Research ethics board approval. The literature search was performed on September 6, 2020. The search was conducted for articles pertaining to the BCG vaccine and bladder cancer published in the English language. Search terms used included “bladder cancer” or “urinary bladder neoplasm” and “bcg vaccine” or “bcg” or “mycobacterium bovis”. Two Reviewers independently reviewed titles, abstracts, full articles, and reference lists of articles selected for full-text review. Decision to include an article at any stage of the review was made by consensus, if there was a discrepancy a third reviewer served as a tiebreaker. At each stage of review, all studies were carefully assessed for relevance.

Inclusion and exclusion criteria

In this analysis, we used the following inclusion criteria: (1) original research from randomized controlled trials, cohort studies, case-control studies, observational studies, or correlational studies; (2) patients vaccinated with BCG prior to bladder cancer diagnosis; (3) reported bladder cancer incidence or associated mortality. We did not consider review articles and guidelines or studies that included unvaccinated patients where the outcome of interest was not a bladder neoplasm.

External data analysis

Both linear and log-linear regression analysis was conducted using data obtained from the *Cancer Incidence in Five Continents*, Vol. 10, the *BCG World Atlas*, and the *International Monetary Fund (IMF) World Economic Outlook Database* to describe the impact of BCG vaccination on bladder cancer rates. Next, we obtained the age standardized and crude bladder cancer incidence rates for females and males from 70 countries between 2003 and 2007. Additional variables of interest were subsequently assigned to these countries, which included the following: If the country has current *Bacillus-Calmette-Guerin* (BCG) vaccination programs for TB (1 yes, 0 no); whether the national share of 1-year-olds vaccinated for BCG exceeded 80% (1 yes, 0 no); if the country never had a vaccination program or had or discontinued universal BCG vaccination (1 yes, 0 no); the national share of 1-year-olds immunized for BCG in both 1985 and 2015 (%); the median per capita *Gross Domestic Product*

(GDP) from 2003-07; the median unemployment rate from 2003-07; and, the median government spending to GDP (%) from 2003-07. If we accept that current rates of international BCG vaccination are an acceptable proxy for past levels, then the using country having current BCG vaccination for TB (1 yes, 0 no) and National Share of 1 Y Old’s Immunized (BCG) (WHO) in 2015 > 80% can be used as the TB vaccine variables. As well, we can also use another variable defined as *Country Never Had or Discontinued Universal BCG* (1 yes, 0 no). This variable may be better at picking up the lagged effects over time of TB vaccine use.

RESULTS

Literature search

Our search resulted in 680 articles. Forty-two duplicates were identified and removed. Six hundred and thirty-eight articles underwent title screening. Subsequently, sixteen abstracts were reviewed, followed by 3 full-text articles and corresponding reference lists. Three articles were found to be of relevance to our work, however only one publication examined the relationship between BCG vaccination and bladder cancer. The identified study examined the relationship between childhood BCG vaccination and the subsequent development of lung cancer as the primary outcome of interest and bladder cancer as a secondary outcome. This article found BCG vaccination to not be associated with a decreased rate of bladder cancer (HR, 1.34; 95% CI, 0.22-8.03). The study demonstrated that the rate of lung cancer was significantly lower in those who received the BCG vaccine compared to those who had received the placebo (18.2 vs 45.4 cases per 100 000 person-years; hazard ratio, 0.38; 95% CI, 0.20-0.74; $p = .005$), controlling for sex, region, alcohol overuse, smoking, and tuberculosis. No other types of malignant neoplasms were significantly different between the 2 groups; notably, leukemia and lymphoma rates were similar in the BCG group vs placebo group (HR, 0.80; 95% CI, 0.35-1.82). Ten individuals had a second malignant neoplasm, including cancers of the skin, breast, uterus, ovary, and pancreas and leukemia. The study was a retrospective review of a clinical trial that had assigned participants to a vaccine group using systematic stratification of participants based on school age, district, and sex. The participants ($n = 2963$) were subsequently randomized by alternation. The original study occurred at 9 sites in 5 US states in between 1935 and 1998 and involved indigenous and Alaskan school children with no prior evidence of tuberculosis infection. One cohort received a single intradermal BCG injection and the other, a saline placebo. The outcome of interest was diagnosis of cancer following BCG vaccination.

Data exploration

Age standardized and crude bladder cancer incidence rates for males and females for 70 international geographic units for the period 2003-07 were obtained and additional variables assigned for these national units. These variables include: country has current bcg vaccination for tuberculosis (1 yes, 0 no), country never had or discontinued universal BCG (1 yes, 0 no), national share of 1 y

olds immunized (BCG) (WHO) in 2015 > 80%, BCG immunization coverage among 1-year-olds (WHO 2017) (%) in 1985, BCG immunization coverage among 1-year-olds (WHO 2017) (%) in 2015, Median Per Capita GDP 2003-07, Median Unemployment Rate 2003-07 and Median Government Spending to GDP (%) 2003-07.

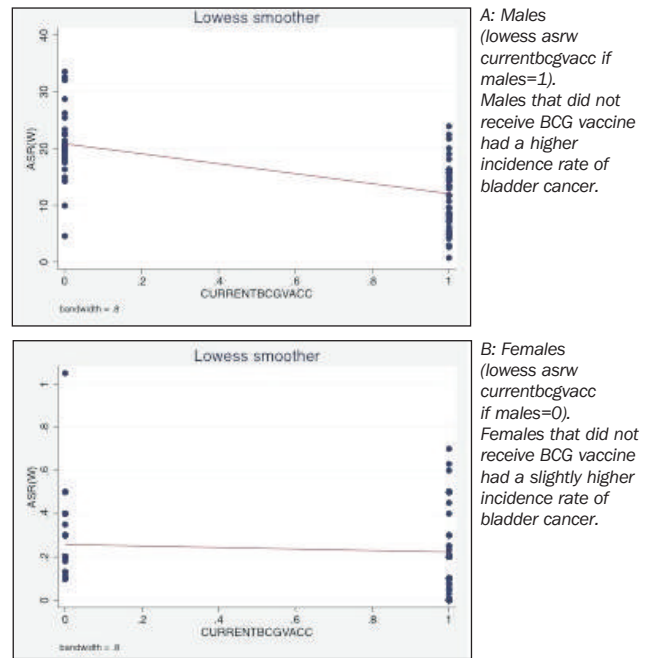
Given that bladder cancer is primarily a disease of age and TB vaccination occurs early in life, one can hypothesize that any relationship between rates of vaccination and bladder cancer incidence is a lagged one with current bladder cancer incidence rates a function of rates of vaccination and coverage 30 to 50 years ago. On the other hand, current rates of vaccination may be a suitable proxy for past rates and useful as a determining variable. As well, for some of these variables, it was not possible to assign a value. Therefore, while the upper bound size of the dataset is 140 observations, some of the analysis would inevitably be restricted to dataset size of just over half the total number of observations.

In any event, the analysis is exploratory and very preliminary. If we accept that current rates of international BCG vaccination are an acceptable proxy for past levels, then using country has current BCG vaccination for tuberculosis (1 yes, 0 no) and national share of 1 y olds immunized (BCG) (WHO) in 2015 > 80% can be used as the TB vaccine variables. We can look at the relationship between crude and age standardized rates of bladder cancer incidence versus these variables as well as other confounders to see if an inverse relationship between current bladder cancer incidence and current use of TB vaccine. As well, we can also use another variable defined as Country Never Had or Discontinued Universal BCG (1 yes, 0 no). This variable may be better at picking up the lagged effects over time of TB vaccine use. As well, a variable was generated called National Share of 1 y olds immunized (BCG) (WHO 2017) in 1985 > 50% (1 if > 50%, 0 if < 50% or country never had or discontinued universal BCG = 1). This exploratory analysis will be confined to those variables for which the most observations are available.

In terms of results, *locally weighted scatterplot smoothing* (LOWESS) univariate plots of age standardized bladder cancer incidence versus whether there is current universal BCG vaccination [country has current BCG vaccination for tuberculosis (1 yes, 0 no)] is quite negative for males and slightly negative for females (Figure 1). Plots of the age-standardized incidence rates versus GDP appears to show a hump-shaped relationship for both males and females suggesting rising incidence as GDP rises and then a decline at higher levels of GDP (Figure 2). This can be interpreted as rising incidence during rising socio-economic status as captured by per capita GDP but then a leveling off and decline. However, these plots do not control for confounding factors.

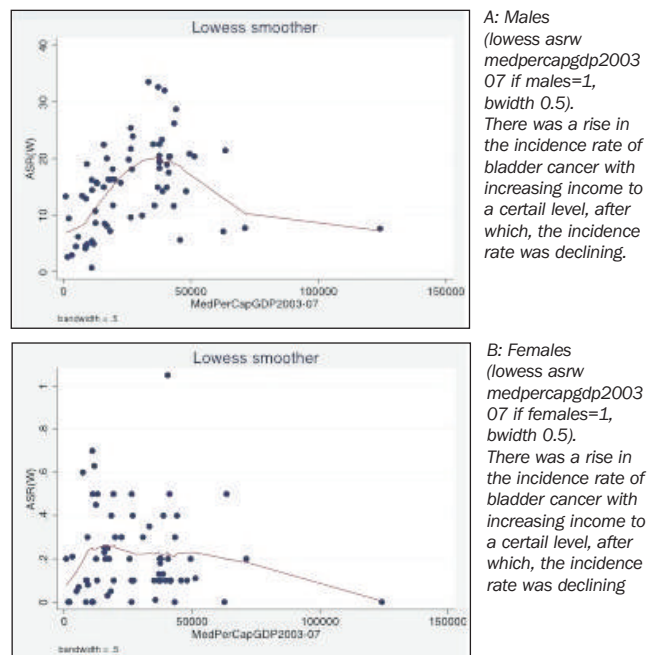
Regression analysis is conducted regressing both crude and age-standardized bladder cancer rates controlling for whether male or female incidence, GDP and GDP squared (to model the potential hump-shaped effect of the economic status variable) and BCG vaccination variables. The regressions are for linear and log-linear models. In the linear models for the determinants of both crude and age standardized incidence, the first set uses current universal

Figure 1. Age standardized bladder cancer incidence rate (2003-07) versus percent of one year old getting BCG vaccination in 1985.



BCG vaccination [country has current BCG vaccination for tuberculosis (1 yes, 0 no)] while the second set uses never or past BCG vaccination [Country Never Had or Discontinued Universal BCG (1 yes, 0 no)] as the BCG variables. The third set uses whether the percent of 1 year olds vaccinated with BCG in 1985 was greater than 50% [national share of 1 y olds immunized (BCG) (WHO 2017) in 1985 > 50% (1 if > 50%, 0 if < 50% or country

Figure 2. Age standardized bladder cancer incidence rate (2003-07) versus median per capita GDP (2003-07).



never had or discontinued universal BCG = 1)]. The log-linear models are for the age-standardized rates only. They are of interest, because being log-linear, the coefficients can be interpreted as percentages and therefore allow for interpretation of magnitudes of the effects.

In general, the models suggest that gender, BCG vaccinations and socio-economic effects have statistically significant effects on crude and age-standardized rates of bladder cancer incidence at the 5 and 10 percent level.

The log-linear models suggest that all other things given, males have just over 4 times the rate of bladder cancer relative to females while the BCG vaccination variables are associated with a 35-37 percent lower age-standardized rate of bladder cancer incidence after controlling for both gender and GDP. When never having BCG or past BCG TB vaccinations is the included vaccination variable, the results show a 20 percent higher rate of bladder cancer incidence, but the effect is not statistically significant. Meanwhile, controlling for gender and BCG vaccination,

incidence rises and peaks at approximately \$10,000 in per capita GDP (in PPP\$) and then begins to decline.

There does seem to be some relationship between rates of TB vaccine inoculation and longer-term bladder cancer incidence in the results from this data.

These results are interesting but should be interpreted with extreme caution given the relatively small size of the data set as well as the single point in time nature of the data. These are only the 2003-07 incidence rates and the data set could be expanded to include the 2008-12 data. However, the ultimate limitation is the lack of fine granularity that would be provided by a much larger data set consisting of individuals over time – a time series micro-data panel – with corresponding data on BCG vaccination and other individual level socio-economic characteristics.


Whether such a data set exists or could be constructed would be interesting.

Table 1 illustrate data retrieved from studies countries.

Table 1.

Details of countries included in our analysis. A table illustrating all retrieved data is included as a supplementary material.

COUNTRY	Total cases	Crude rate	ASR (W)	M	F	Current BCG vacc	Never or past BCG	Percent BCG 1 yr old 2015 > 80%	Percent BCG 1 yr old 1985	Percent BCG 1 yr old 1985 > 50%	Percent BCG 1 yr old 2015	MedPer Cap GDP 2003-07	Med unemployment rate 2003-07	MedG/GDP 2003-07
MALES														
Algeria	203	5.60	8.60	1	0	1	0	1	86	1	99	12495.6	15.265	30.765
Argentina	1238	15.75	14.93	1	0	1	0	1	90	1	99	15741.187	11.575	24.426
Australia	12300	21.38	14.90	1	0	0	1	0				40460.543	5.042	34.681
Austria	7271	36.40	20.30	1	0	0	1	0	90	1		41363.055	5.225	50.378
Bahrain	77	6.60	11.60	1	0							43218.759	5.6	24.923
Belarus	4406	19.30	14.40	1	0	1	0	1		0	97	11173.37	1.704	46.515
Belgium	12617	61.50	32.00	1	0	0	1	0		0		39592.405	8.267	48.933
Brazil	3906	7.38	10.68	1	0	1	0	1	63	1	99	12424.455	11.5	39.239
Bulgaria	5237	27.90	15.60	1	0	1	0	1	99	1	97	13086.906	10.177	34.301
Canada	24778	31.00	18.90	1	0	0	1	0		0		40588.876	6.758	38.662
Chile	267	7.17	8.07	1	0	1	0	1	96	1	93	16958.13	9.3	20.137
China	9172	8.37	6.17	1	0	1	0	1	64	1	99	5669.225	4.2	18.074
Columbia	451	4.50	4.85	1	0	1	0	1	76	1	90	9286.189	12.042	28.103
Costa Rica	486	4.50	5.40	1	0	1	0	1	82	1	83	11110.728	6.495	16.658
Croatia	3338	31.20	18.10	1	0	1	0	1		0	98	19252.067	17.583	46.815
Cuba	235	14.30	8.30	1	0	1	0	1	98	1	99			
Cyprus	645	34.30	22.50	1	0	0	0	0		0		35179.581	4.55	39.127
Czech Rep	8094	32.40	19.80	1	0	0	0	0		0	98	25577.306	7.77	42.273
Denmark	6464	48.20	26.20	1	0	0	1	0	80	1		43342.624	4.8	51.242
Ecuador	190	3.65	4.55	1	0	0	1	1	99	1	88	8616.508	7.095	21.213
Egypt	1231	12.30	19.00	1	0	1	0	1	80	1	96	9132.877	10.917	30.638
Estonia	763	24.60	15.70	1	0	1	0	1	90	1	95	22409.357	8.031	33.771
Finland	3358	26.10	14.20	1	0	0	1	0	83	1		38798.265	8.475	48.331
France	7627	36.80	19.36	1	0	0	0	0	82	1		37551.869	8.825	52.985
Germany	24476	47.88	23.31	1	0	0	0	0		0		38597.366	10.042	46.791
Iceland	230	30.50	20.40	1	0	0	0	0		0		41633.012	2.875	41.303
India	3381	2.10	2.92	1	0	1	0	1	8	0	87	3258.168		26.659
Iran	133	5.40	8.50	1	0	1	0	1	79	1	99	16089.323	11.3	19.848
Ireland	2009	19.40	14.20	1	0	1	0	0	80	1	77	48034.889	4.775	33.343
Israel	5033	30.60	25.40	1	0	0	1	0	68	1		26340.356	11.2	43.685
Italy	35154	68.32	32.61	1	0	0	1	0		0		37066.895	7.692	47.144
Jamaica	58	3.70	4.10	1	0	1	0	1	51	1	99	8549.17	11.225	31.349
Japan	10877	26.78	11.69	1	0	1	0	1	85	1	84	35664.003	4.425	34.598
Kuwait	87	3.60	7.70	1	0	1	0	1		0	99	71142.748	1.37	31.914
Latvia	1040	24.70	16.30	1	0	1	0	1		0	94	17601.947	10.05	33.478



Libya	174	7.30	14.90	1	0	1	0	1	87	1	99	36946.588		33.699
Lithuania	1930	24.20	16.30	1	0	1	0	1		0	97	18443.757	8.324	33.424
Malawi	139	5.90	13.30	1	0	1	0	1	87	1	90	802.359		26.394
Malaysia	313	5.45	7.18	1	0	1	0	1	95	1	99	18241.829	3.55	25.884
Malta	390	38.90	23.90	1	0	1	0	0	65	1		27147.829	6.942	42.322
New Zealand	1617	16.00	9.90	1	0	0	0	0		0		30803.692	3.875	37.066
Norway	4467	38.90	21.40	1	0	0	0	0		0		63455.303	4.471	41.485
Philippines	622	2.05	4.45	1	0	1	0	0	76	1	80	4835.821	11.35	19.532
Poland	4843	29.40	20.00	1	0	1	0	1	95	1	94	16982.21	17.745	44.395
Portugal	174	29.00	21.70	1	0	1	0	0	82	1	32	26384.19	7.582	45.31
Qatar	19	3.80	7.60	1	0	1	0	1	76	1	97	124151.906		28.727
Korea	11962	9.80	9.60	1	0	1	0	1	47	0	98	26340.46	3.55	19.202
Russia	1745	17.00	11.70	1	0	1	0	1		0	96	19374.661	7.15	29.598
Saudi Arabia	266	2.70	5.60	1	0	1	0	1	89	1	98	45699.25	5.822	29.453
Serbia	3997	30.30	16.20	1	0	1	0	1		0	98	11017.344	19.53	41.9
Singapore	680	7.90	7.10	1	0	1	0	1	93	1	99	62638.987	3.125	12.379
Slovakia	2810	21.50	16.30	1	0	0	0	0		0	90	19940.36	16.358	38.762
Slovenia	1457	29.60	18.10	1	0	0	0	0	93	1		26804.884	6.342	41.814
South Africa	12	0.50	0.70	1	0	1	0	0	70	1	69	10999.622	24.65	27.175
Spain	16120	61.37	33.52	1	0	0	1	0		0		33299.088	9.153	38.315
Sweden	8256	36.80	17.50	1	0	0	1	0	16	0	24	41206.175	7.042	51.302
Switzerland	4108	38.77	20.38	1	0	0	1	0		0		51299.143	3.691	32.896
Thailand	1388	5.07	4.90	1	0	1	0	1	80	1	99	11772.887	1.858	19.331
Netherlands	1243	48.00	28.70	1	0	0	1	0		0		44098.7	5.014	42.135
Tunisia	883	12.00	12.90	1	0	1	0	1	90	1	97	8802.959	12.819	24.166
Turkey	3607	23.58	22.43	1	0	1	0	1	76	1	95	15744.75	9.488	34.31
Uganda	31	0.70	2.60	1	0	1	0	1	37	0	93	1559.811		18.776
UK (England)	46707	37.70	19.60	1	0	0	1	0		0	75	37585.365	5	37.943
UK, Northern Ireland	1250	29.60	18.30	1	0	0	1	0		0	75	37585.365	5	37.943
UK, Scotland	5271	42.90	22.50	1	0	0	1	0		0	75	37585.365	5	37.943
UK, Wales	3103	43.10	20.50	1	0	0	1	0		0	75	37585.365	5	37.943
Ukraine	21497	19.80	13.40	1	0	1	0	0		0	39	7300.773	7.185	43.658
Uruguay	1103	23.00	15.80	1	0	1	0	1	92	1	98	12872.245	12.142	29.186
USA	60100	29.50	20.80	1	0	0	1	0		0		49412.962	5.083	33.931
Zimbabwe	75	2.60	9.40	1	0	1	0	1	76	1	90	2065.22		8.542
FEMALES														
Algeria	6	0.20	0.20	0	1	1	0	1	86	1	99	12495.6	15.265	30.765
Argentina	5	0.15	0.23	0	1	1	0	1	90	1	99	15741.187	11.575	24.426
Australia	1204	1.87	1.05	0	1	0	1	0		0		40460.543	5.042	34.681
Austria	49	0.20	0.10	0	1	0	1	0	90	1		41363.055	5.225	50.378
Bahrain	0	0.00	0.00	0	1							43218.759	5.6	24.923
Belarus	310	1.20	0.50	0	1	1	0	1		0	97	11173.37	1.704	46.515
Belgium	73	0.30	0.10	0	1	0	1	0		0		39592.405	8.267	48.933
Brazil	159	0.37	0.45	0	1	1	0	1	63	1	99	12424.455	11.5	39.239
Bulgaria	260	1.30	0.50	0	1	1	0	1	99	1	97	13086.906	10.177	34.301
Canada	395	0.50	0.20	0	1	0	1	0		0		40588.876	6.758	38.662
Chile	1	0.03	0.03	0	1	1	0	1	96	1	93	16958.13	9.3	20.137
China	78	0.09	0.07	0	1	1	0	1	64	1	99	5669.225	4.2	18.074
Columbia	14	0.10	0.08	0	1	1	0	1	76	1	90	9286.189	12.042	28.103
Costa Rica	1	0.00	0.00	0	1	1	0	1	82	1	83	11110.728	6.495	16.658
Croatia	133	1.20	0.50	0	1	1	0	1		0	98	19252.067	17.583	46.815
Cuba	11	0.70	0.50	0	1	1	0	1	98	1	99			
Cyprus	4	0.20	0.10	0	1	0	0	0		0		35179.581	4.55	39.127
Czech Rep	153	0.60	0.20	0	1	0	0	0		0	98	25577.306	7.77	42.273
Denmark	87	0.60	0.30	0	1	0	1	0	80	1		43342.624	4.8	51.242
Ecuador	5	0.10	0.10	0	1	0	1	1	99	1	88	8616.508	7.095	21.213
Egypt	16	0.20	0.30	0	1	1	0	1	80	1	96	9132.877	10.917	30.638
Estonia	32	0.90	0.30	0	1	1	0	1	90	1	95	22409.357	8.031	33.771
Finland	161	1.20	0.40	0	1	0	1	0	83	1		38798.265	8.475	48.331
France	88	0.46	0.18	0	1	0	0	0	82	1		37551.869	8.825	52.985

Germany	181	0.40	0.13	0	1	0	0	0	0	0	38597.366	10.042	46.791	
Iceland	2	0.30	0.10	0	1	0		0		0	41633.012	2.875	41.303	
India	186	0.18	0.21	0	1	1	0	1	8	0	87	3258.168	26.659	
Iran	5	0.20	0.20	0	1	1	0	1	79	1	99	16089.323	11.3	19.848
Ireland	19	0.20	0.10	0	1	1	0	0	80	1	77	48034.889	4.775	33.343
Israel	32	0.20	0.10	0	1	0	1	0	68	1		26340.356	11.2	43.685
Italy	216	0.43	0.13	0	1	0	1	0		0		37066.895	7.692	47.144
Jamaica	1	0.10	0.00	0	1	1	0	1	51	1	99	8549.17	11.225	31.349
Japan	47	0.11	0.01	0	1	1	0	1	85	1	84	35664.003	4.425	34.598
Kuwait	2	0.10	0.20	0	1	1	0	1		0	99	71142.748	1.37	31.914
Latvia	26	0.50	0.20	0	1	1	0	1		0	94	17601.947	10.05	33.478
Libya	1	0.00	0.10	0	1	1	0	1	87	1	99	36946.588		33.699
Lithuania	91	1.00	0.40	0	1	1	0	1		0	97	18443.757	8.324	33.424
Malawi	3	0.10	0.20	0	1	1	0	1	87	1	90	802.359		26.394
Malaysia	4	0.08	0.05	0	1	1	0	1	95	1	99	18241.829	3.55	25.884
Malta	2	0.20	0.10	0	1	1	0	0	65	1		27147.829	6.942	42.322
New Zealand	47	0.40	0.30	0	1	0	0	0		0		30803.692	3.875	37.066
Norway	139	1.20	0.50	0	1	0	0	0		0		63455.303	4.471	41.485
Phillipines	8	0.00	0.05	0	1	1	0	0	76	1	80	4835.821	11.35	19.532
Poland	106	0.55	0.25	0	1	1	0	1	95	1	94	16982.21	17.745	44.395
Portugal	8	1.30	0.50	0	1	1	0	0	82	1	32	26384.19	7.582	45.31
Qatar	0	0.00	0.00	0	1	1	0	1	76	1	97	124151.906		28.727
Korea	64	0.10	0.00	0	1	1	0	1	47	0	98	26340.46	3.55	19.202
Russia	41	0.30	0.10	0	1	1	0	1		0	96	19374.661	7.15	29.598
Saudi Arabia	4	0.00	0.10	0	1	1	0	1	89	1	98	45699.25	5.822	29.453
Serbia	195	1.40	0.70	0	1	1	0	1		0	98	11017.344	19.53	41.9
Singapore	4	0.00	0.00	0	1	1	0	1	93	1	99	62638.987	3.125	12.379
Slovakia	100	0.70	0.30	0	1	0	0	0		0	90	19940.36	16.358	38.762
Slovenia	51	1.00	0.40	0	1	0	0	0	93	1		26804.884	6.342	41.814
South Africa	0	0.00	0.00	0	1	1	0	0	70	1	69	10999.622	24.65	27.175
Spain	242	0.88	0.35	0	1	0	1	0		0		33299.088	9.153	38.315
Sweden	286	1.30	0.50	0	1	0	1	0	16	0	24	41206.175	7.042	51.302
Switzerland	28	0.21	0.11	0	1	0	1	0		0		51299.143	3.691	32.896
Thailand	163	0.72	0.63	0	1	1	0	1	80	1	99	11772.887	1.858	19.331
Netherlands	325	0.80	0.40	0	1	0	1	0		0		44098.7	5.014	42.135
Tunisia	5	0.10	0.10	0	1	1	0	1	90	1	97	8802.959	12.819	24.166
Turkey	49	0.33	0.25	0	1	1	0	1	76	1	95	15744.75	9.488	34.31
Uganda	0	0.00	0.00	0	1	1	0	1	37	0	93	1559.811		18.776
UK (England)	371	0.30	0.10	0	1	0	1	0		0	75	37585.365	5	37.943
UK, Northern Ireland	17	0.40	0.20	0	1	0	1	0		0	75	37585.365	5	37.943
UK, Scotland	60	0.50	0.20	0	1	0	1	0		0	75	37585.365	5	37.943
UK, Wales	26	0.30	0.20	0	1	0	1	0		0	75	37585.365	5	37.943
Ukraine	1871	1.50	0.60	0	1	1	0	0		0	39	7300.773	7.185	43.658
Uruguay	10	0.20	0.10	0	1	1	0	1	92	1	98	12872.245	12.142	29.186
USA	702	0.30	0.20	0	1	0	1	0		0		49412.962	5.083	33.931
Zimbabwe	0	0.00	0.00	0	1	1	0	1	76	1	90	2065.22		8.542

DISCUSSION

There was one study we identified in our scoping literature review that discussed the relationship between childhood BCG vaccination and subsequent development of lung cancer and secondarily, bladder cancer development. The study occurred at 9 sites in 5 American states between 1935 and 1998 and involved Indigenous schoolchildren with no prior evidence of TB infection. One cohort received a single intradermal BCG injection and the other a saline placebo.

BCG vaccination was found not to be associated with a decreased rate of bladder cancer. The authors, however, noted significant limitations to their findings given their

small sample size, and therefore this association may be masked (14). Findings of our literature search yielding 1 article was expected and indicate that additional studies are required in this area. In support of future studies examining the relationship between bladder cancer development and previous BCG vaccination, we performed a preliminary exploration of data, the results of which were discussed above.

Racial variation of bladder cancer

Bladder cancer is the 9th most common malignancy, with five hundred and fifty thousand new cases annually worldwide. Geographically, there is significant variation

in the incidence of NMIBC. Asian countries are found to have the lowest incidence of bladder cancer, while *North American* and *Western European* countries have the highest rates. Pursuant to our previous discussion, Asian countries have universal BCG vaccination programs, while many western countries do not. The incidence of bladder cancer also tends to increase as GDP increases, before levelling off and declining at higher levels of GDP. There are also racial and ethnic variations in the incidence of bladder cancer where it is twice as likely to occur in white males compared to *African American* or *Hispanic* men (15).

BCG vaccination worldwide

In 2010, a database was compiled of immunization protocols; among the 180 countries with available data, 157 countries recommend universal BCG vaccination, while the remaining 23 countries have either stopped BCG vaccination due to a reduction in TB incidence, or never recommended mass BCG immunization and instead favored selective vaccination of “at risk” groups.

The *United States* and *Canada* only recommended BCG immunization for high-risk groups and do not advocate for universal BCG vaccination. In contrast, other countries such as the *United Kingdom* had universal vaccination programs against TB.

The *M. tuberculosis* genome was initially published in 1921, and since this time comparative genomic studies have demonstrated the evolution of BCG vaccine strains. In other words, there are genetic differences in the antigenic proteins utilized in different vaccines over the years, which may translate into variations in efficacy over time. In spite of these differences, we have observed a 35-37% lower age-standardized rate of bladder cancer incidence in countries that vaccinate with the BCG vaccine, even after controlling for both gender and GDP (17).

Early childhood BCG vaccination and its anti-neoplastic effects

Although the BCG vaccine is efficacious against childhood TB, its efficacy would be expected to diminish with time and provide variable protection in adulthood. Existing literature surrounding BCG immunization and leukemia gives some indication that long-lasting anti-neoplastic properties of the vaccine may exist, despite the waning immunity of the vaccine against TB. Specifically, these findings were summarized in a meta-analysis combining multiple studies. The aforementioned review indicated that early life-vaccination is associated with lower rates of childhood leukemia (17).

Another study demonstrated a reduced incidence of lung adenocarcinoma and squamous cell cancer with infantile BCG vaccination (14).

Limitations

The findings presented in this scoping literature review and preliminary data exploration should be interpreted with extreme caution given the relatively small data set as well as data giving a sole snapshot of statistics. However, the ultimate limitation is the lack of fine granularity that would be provided by a much larger data set

consisting of individuals over time, such as with a time series microdata panel. A time series microdata panel, which would ideally have corresponding data on BCG vaccination and other individual level socio-economic characteristics and co-founding variables for bladder carcinogenesis such as smoking.

CONCLUSIONS

Bladder cancer remains one of the most common malignancies globally. Prior work suggests there may be a protective relationship between BCG vaccination and rates of certain cancers.

This scoping literature review and preliminary data analysis provides a strong call for future work examining whether prior BCG vaccination correlates with a lower incidence of bladder cancer and whether this vaccine actually has a protective effect on the development of bladder malignancy.

REFERENCES

1. Raviglione MC, Snider DE, Kochi A. Global epidemiology of tuberculosis: Morbidity and mortality of a worldwide epidemic. *JAMA*. 1995; 273:220-226.
2. World Health Organization. Immunization, vaccines and biologicals: National programmes and systems. Retrieved (2020) from [https://www.who.int/immunization/programmes_systems/en/#:~:text=The%20EPI%20launched%20at%20that,vaccine\)%2C%20measles%20and%20poliomyelitis](https://www.who.int/immunization/programmes_systems/en/#:~:text=The%20EPI%20launched%20at%20that,vaccine)%2C%20measles%20and%20poliomyelitis).
3. Keja K, Chan C, Hayden G, Henderson RH. Expanded programme on immunization. *World Health Stat Q*. 1988; 41:59-63.
4. World Health Organization. BCG vaccine: WHO position paper, February 2018-recommendations. *Vaccine*. 2018; 24:3408-3410.
5. Faust L, Schreiber Y, Bocking N. A systematic review of BCG vaccination policies among high-risk groups in low TB-burden countries: implications for vaccination strategy in Canadian indigenous communities. *BMC Public Health*. 2019; 19:1504.
6. World Health Organization. Expanded programme on immunization (EPI) factsheet 2019: South-East Asia region.
7. Gillini L, Cooreman E, Wood T, et al. Global practices in regard to implementation of preventive measures for leprosy. *PLoS Negl Trop Dis*. 2017; 11:e0005399.
8. Taylor J, Becher E, Steinberg G. Update on the guideline of guidelines: Non muscle-invasive bladder cancer. *BJUJ*. 2020; 125:197-205.
9. Moss JT, Kadmon, D. BCG and the treatment of superficial bladder cancer. *DICP*. 1991; 25:1355-1367.
10. Chen S, Zhang N, Shao J, Wang X. Maintenance versus non-maintenance intravesical bacillus calmette-guerin installation for non-muscle invasive bladder cancer: A systematic review and meta-analysis of randomized clinical trials. *Intl JOS*. 2018; 52:248-257.
11. Van Puffelen JH, Keating ST, Oosterwijk E, et al. Trained immunity as a molecular mechanism for BCG immunotherapy in bladder cancer. *Nature Rev Uro*. 2020; 17:513-525.
12. World Cancer Research Fund. Worldwide cancer data: Global cancer statistics for the most common cancers. Retrieved 8/20/18 from <https://www.wcrf.org/dietandcancer/cancer-trends/worldwide-cancer-data>.

13. Richters A, Aben KH, Kiemeny LA. The global burden of urinary bladder cancer: An update. *World J Urol.* 2020; 38:1895-1904
14. Usher NT, Chang S, Howard RS, et al. Association of BCG vaccination in childhood with subsequent cancer diagnoses: a 60-year follow-up of a clinical trial. *JAMA Netw Open.* 2019; 2:e1912014.
15. Daneshmand, Siamak. Epidemiology and risk factors of urothelial (transitional cell) carcinoma of the bladder. Retrieved (2020) from: <https://www-uptodate-com.proxy.lib.nosm.ca/contents/epidemiology-and-risk-factors-of-urothelial-transitional-cell-carcinoma-of-the-blad->

- der?search=bladder%20cancer%20epidemiology&source=search_result&selectedTitle=1~150&usage_type=default&display_rank=1#H4.
16. Zwerling A, Behr M, Brewer T, et al. The BCG World Atlas: A Database of Global BCG Vaccination Policies and Practises. Retrieved (2011) from: <https://www.ncbi.nlm.nih.gov/pmc/articles/PMC3062527/>
17. Morra ME, Kien ND, Elmaraezy A, et al. Early vaccination protects against childhood leukemia: A systematic review and meta-analysis. *Sci Rep.* 2017; 7:15986.

Correspondence

Sabrina Trigo, MD - strigo@nosm.ca

Kaitlin Gonzalez, MD - kquinlan@nosm.ca

Asmaa Ismail, MD - asmaaismail0782@gmail.com

Hazem Elmansy - hazemuro100@yahoo.com

Walid Shahrour - walid.shahrour@gmail.com

Owen Prowse - owenprowse@rogers.ca

Ahmed Kotb, MD (Corresponding Author)
drahmedfali@gmail.com

Assistant Professor Urology Department, Northern Ontario School of Medicine, Thunder Bay Regional Health Science Centre
980 Oliver Rd, Thunder Bay, ON, Canada, P7B 6V4

Livio Di Matteo, PhD - ldimatte@lakeheadu.ca

Department of Economics, Lakehead University, Thunder Bay, ON, Canada